


# VIRTUAL LEARNING WEEK 8

May 4- May 8





- Kerwin
- Brayan
- Danieda

- Aleen
- Jayliana
- Jasneya
- Dylan
- Brayan
- Kerwin
- Jessie
- Reyna
- Danieda
- Brytney
- Ashley
- Avianah

- To all students who are sending my their homework daily! **YOU ARE AWESOME!** Thank you!!






# LET'S CHAT:

- How are you?
- How are your families?
- What are your thoughts on virtual learning?



# E-LEARNING

<b>GREEN ZONE</b> I AM FEELING  happy ready to learn	<b>BLUE ZONE</b> I AM FEELING  sad or tired moving Slowly
<b>YELLOW ZONE</b> I AM FEELING  worried or anxious loss of Control	<b>RED ZONE</b> I AM FEELING  angry or mad out of control

 Excited	 Sad	 Angry	 Sick
 Surprised	 Happy	 Unhappy	 Bored



A hand-drawn sun with a yellow center and black rays. The sun is composed of a central yellow circle with a slightly irregular, hand-painted edge. Surrounding the center are numerous black, brush-stroke-like rays of varying lengths and directions, radiating outwards. The background is a light cream color.

IT'S NOT GOING  
TO BE THIS WAY  
FOREVER.

@TTURISE

# ENGAGE



**COMMON CORE STANDARD—2.MD.C.8**  
*Work with time and money.*

Count on to find the total value.

1.



total value





# ENGAGE



**COMMON CORE STANDARD—2.MD.C.8**  
*Work with time and money.*

Draw and label the coins from greatest to least value. Find the total value.

I.



*Work with time and money.*



**Model and Draw**

Order the coins from greatest value to least value.  
Then find the total value.



Count the cents.  
25, 50, 60, 61, 62

\_\_\_\_\_ total value





# Share and Show



Draw and label the coins from greatest to least value. Find the total value.

1.



2.



3.



Remember: Write the cent sign.



COMMON CORE STANDARD—2.MD.C.8

Work with time and money.

Ch. 7  
Pg  
480

© Houghton Mifflin Harcourt Publishing Company

480 four hundred eighty





**Vocabulary**


Use the picture and sentence to learn each word.




**amused** The kids told jokes and **amused** each other.  
Describe something that has amused you.



**cooperate** Runners must **cooperate** to win a relay race.  
When have you had to cooperate at school?



**describe** I would **describe** my cat as small and fluffy.  
Describe what you are wearing today.



**entertained** The funny clown **entertained** me.  
Name something that has entertained you.




**imagination** Ryan used his **imagination** to pretend he was in space.  
Tell about something you see in your imagination.



**interact** Mia likes to chat and **interact** with her friends at lunch.  
Who do you like to interact with?



**patient** The boy was **patient** and waited for his friend.  
Tell about a time you have been patient.



**peaceful** It was **peaceful** in the quiet library.  
What is the opposite of peaceful?



**Your Turn**



Pick three words. Write three questions for your partner to answer.

*Go Digital!* Use the online visual glossary



**Learning Target:** I can define new words by using context clues in order to complete a word sort.(2R4)



Name \_\_\_\_\_

amused	cooperate	describe	entertained
imagination	interact	patient	peaceful

**Learning Target:** I can define new words by using context clues in order to complete a word sort.(2R4)

**Choose the word that makes sense in each blank. Then write the word on the line.**

1. The book club members talk and \_\_\_\_\_ with each other when they meet.
2. The singers \_\_\_\_\_ the people at the show.
3. My friend \_\_\_\_\_ us with his funny jokes.
4. The firefighters work together, or \_\_\_\_\_, to put out the fire.
5. When there is a long line at lunch, you must be \_\_\_\_\_.
6. It is easy to relax in a \_\_\_\_\_ place.
7. Can you \_\_\_\_\_ the drawing you made?
8. You can write a good story when you use your \_\_\_\_\_.



Soil
Broil
Point
Joy
Toy
Coin
I'll
laugh
maybe



**MONDAY- 5/4/20**

→ **Math: 7.2 Homework Pages 471-472**

→ **Reading: Vocabulary-You Turn Page 211**

→ **Phonics: Write words of the week 3 times each**

→ **Social Studies: BrainPopJr: Continents and  
Oceans**

- **Click on Social Studies**
- **Click on Geography**
- **Click on "Continents and Oceans"**
  - **Watch the video**
- **Click on "easy quiz" and email Ms. Gillenwater  
your answers.**



# TERRIFIC TUESDAY



- Jessie
- Isabella
- Brayan
- Ashley
- Kerwin
- Janelle
- Danieda



- Kerwin
- Brayan
- Danieda
- Ashley



- To all students who are sending my their homework daily! YOU ARE AWESOME! Thank you!!





**Model and Draw**

Here are two ways to show 30¢.

Look at Matthew's way. If you trade 2 dimes and 1 nickel for 1 quarter, the coins will show Alicia's way.

Count the cents.  
Start with the dimes.

Count the cents.  
Start with the quarter.

Matthew



30¢

Alicia



30¢







# Share and Show



**COMMON CORE STANDARD—2.MD.C.8**  
*Work with time and money.*

Use coins. Show the amount in two ways.  
Draw and label the coins.



61¢

3



2.

36¢



1¢



0¢



5¢



© Houghton Mifflin Harcourt Publishing Company

486 four hundred eighty-six

h. 7



the passage. Use the summarize strategy to  
 list events in your own words.

## The Class Play

Mr. Webb's class was going to put on a play for the school. They chose to act out *Henny Penny*.

"There are six actors in this play," said Mr. Webb. "We'll need painters for the sets. We'll need help with costumes, lights and music. There will be a job for everyone."

The next day, the class read the play together. Luz said, "I'm going to play the part of Henny Penny. It's the most important part."

"No, I want to play that part," said Jade.

"I think I would be the best Henny Penny," chimed in Mr. Webb.

Before the talk could get out of hand, Mr. Webb said, "We have to be fair. We will have a try-out and everyone will be the judge."



126 Mr. Webb explained that children who wanted to act  
 135 in the play should practice the lines. Then Mr. Webb  
 145 would **decide** who was best for each part.

153 The class agreed that this was fair. They knew if they  
 164 all pulled together, they could put on a great play.

174 Luz made up her mind that she wanted to play Henny  
 185 Penny. She practiced her lines over and over. She knew  
 195 the lines by heart.

199 At the try-out, three children read the part of Henny  
 210 Penny. Other children tried out for the rest of the parts.  
 221 Mr. Webb clapped for each child. Then he said, "Luz,  
 231 you will play Henny Penny. Here is a list of the other  
 243 parts and jobs for all."

248 The class worked hard on their play. Everyone at  
 257 school said it was a big hit!

**Learning Target:** I can  
 identify the character point  
 of view by using text  
 evidence. (2R6)



**Learning Target:** I can identify the character point of view by using text evidence. (2R6)



**A. Reread the passage and answer the questions.**

1. What is Luz's point of view about who should play the part of Henny Penny?

---

---

2. What is Stacy's point of view about who should play the part of Henny Penny?

---

---

3. What is Mr. Webb's point of view about who should play the part of Henny Penny?

---

---





**TUESDAY-5/5/20**

→ **Math: 7.4 Homework Pages 489-490**

→ **Reading: Vocabulary- Your Turn Page 211**

→ **Phonics: Write words of the week 3 times each**

→ - **Click on "Science"**

-**Click on "Habitats"**

-**Click on "Forest Habitats:"**

-**Watch "Forest Habitats"**

on BrainPop Jr. <https://jr.brainpop.com/science/habitats/forests/>

-Click on Word Play & Review the new Vocabulary Words

-Read and complete pages 162-163 of your science Workbooks about Forest Habitats





- Kerwin
- Brayan
- Dylan

- Avianah
- Jasneya
- Brayan
- Janelle
- Kerwin
- Isabella
- Dylan
- Ashley

▪ To all students who are sending me their homework daily! **YOU ARE AWESOME!** Thank you!!

▪ Students who are not submitting homework and who have not submitted their math test are receiving zeroes.






# ENGAGE

0

Write the number 31 in tens and ones.

✓ 2 tens 11 ones

---




15

\$ 0.00

↓  
100¢

### Model and Draw

One **dollar** has the same value as 100 cents.



$$\text{\$}1.00 = 100\text{\cent}$$

**dollar sign**      **decimal point**

The decimal point separates the dollars from the cents.



**Share and Show** **MATH BOARD**

Draw the coins to show \$1.00. Write the total value.

Count 100 cents for one dollar.

1.5  
Pg. 492

1. nickels → 5¢

\$1.00

2. quarters

\$1.00 → 100¢

3. dimes → 10¢

\$1.00





## Share and Show



Count 100 cents for one dollar.



Draw the coins to show \$1.00. Write the total value.



1. nickels

\$1.00



2. quarters

\_\_\_\_\_

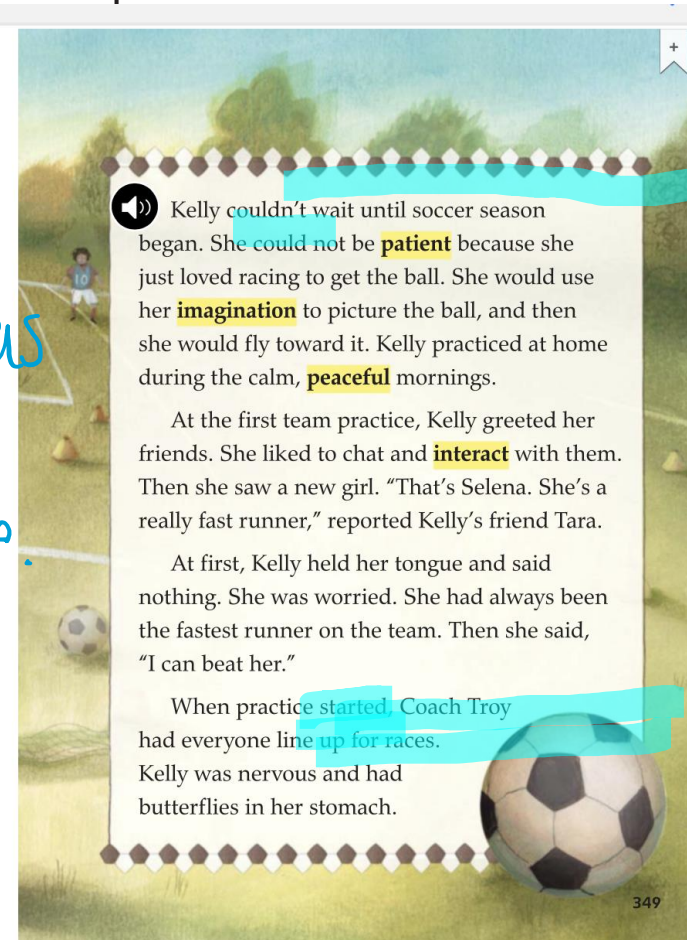


3. dimes

\_\_\_\_\_



Character	Clue	Point of View
Selena	"You were really great today"	Selena is good soccer player.
Kelly	"Kelly was nervous and had butterflies in her stomach"	Kelly was nervous about practice.



**RL2.6** Acknowledge differences in the points of view of characters, including by speaking in a different voice for each character when reading dialogue aloud.





**RL.2.6** Acknowledge differences in the points of view of characters, including by speaking in a different voice for each character when reading dialogue aloud.

<b>Character</b>	<b>Clue</b>	<b>Point of View</b>
Selena	"You were really great today"	Selena is a good soccer player.





# Homework

## WEDNESDAY- 5/6/20

→ Math: 7.5 Homework Pages 495-496

→ Reading: - Your Turn Page 216

- **Phonics:** Use your words of the week in sentences.

- **Social Studies:**

<https://jr.brainpop.com/socialstudies/citizenship/ussymbols/>

- Click on Social Studies

- Click on Geography

- Click on "Continents & Oceans"

- Watch the video

- Click on Word Play

-Email Ms. Winkler 5 sentences- Use one word in each sentence

Blue  
Group  
@  
100





**WEDNESDAY- 5/6/20**

→ **Math: 7.5 Homework Pages 495-496**

→ **Reading: - Your Turn Page 216**

• **Phonics:** Use your words of the week in sentences.

• **Social Studies:**

<https://jr.brainpop.com/socialstudies/citizenship/ussymbols/>

-Click on Social Studies

-Click on Geography

-Click on "Continents & Oceans"

-Watch the video

-Click on Word Play

-Email Ms. Winkler 5 sentences- Use one word in each sentence



# THURSDAY



- Jasneya
- Dylan
- Brayan
- Kerwin
- Jessie
- Avianah
- Isabella
- Ashley

- To all students who are sending me their homework daily! **YOU ARE AWESOME!** Thank you!!



Brayan  
Brytney  
Juakeem  
Kerwin  
Anthonella  
Danieda

- The following students for taking assessments on schoology:
  - Brayan
  - Juakeem
  - Ashley
  - Amy
  - Danieda



# ENGAGE

Circle coins to make \$1.00.  
Cross out the coins you do not use.

ii.



25

25

25

10

10

54

~~1~~ \$1.00





# ENGAGE

Circle coins to make \$1.00.  
Cross out the coins you do not use.

4.





## Model and Draw



When you write amounts greater than one dollar, use a dollar sign and a decimal point.



\$1.00



\$1.27

total value



\$1.50

total value





## Model and Draw



When you write amounts greater than one dollar, use a dollar sign and a decimal point.



↓  
\$1.00

\$1.27

total value



\$1.50



total value






# Share and Show



Circle the money that makes \$1.00. Then write the total value of the money shown.



55¢, 56¢

25¢, 50¢,

\$1.56

2.



10¢ 10¢ 10¢  
10¢ 20¢ 30¢

\$1.00

\$1.30

498 four hundred ninety-eight







Share and Show



Circle the money that makes \$1.00. Then write the total value of the money shown.

1.



\_\_\_\_\_

2.



\_\_\_\_\_

© Houghton Mifflin Harcourt Publishing Company

498 four hundred ninety-eight





# Homework

THURSDAY- 5/7/20

→ Math: 7.6 Homework Pages 501-502

→ Reading: - Your Turn Page 217

• Phonics: Your Turn Page 218

• Science:

- Read and complete pages 164-165 of your science Workbooks  
about Forest Habitats

-Email Ms. Winkler **2 details** you learned about forest habitats

genre

green group @ 110





**THURSDAY- 5/7/20**

→ **Math: 7.6 Homework Pages 501-502**

→ **Reading: - Your Turn Page 217**

- **Phonics:** Your Turn Page 218

- **Science:**

- Read and complete pages 164-165 of your science Workbooks about Forest Habitats

- Email Ms. Winkler **2 details** you learned about forest habitats






- Brytney
- Brayan
- Danieda
- Avianah
- Ashley
- Kerwin


- Jasneya
- Brayan
- Avianah
- Ashley
- Aleen
- Kerwin
- Janelle
- Dylan
- Brytney

- To all students who are sending me their homework daily! YOU ARE AWESOME! Thank you!!
- The following students for taking assessments on schoology:
  - Brayan
  - Juakeem
  - Ashley
  - Amy
  - Danieda
  - Dylan
  - Kerwin
  - Jasmine\*\*\*\*\*



# ENGAGE

 *Work with time and money.*

 Circle the money that makes \$1.00. Then write the total value of the money shown.


1.




---



# ENGAGE

 *Work with time and money.*

 Circle the money that makes \$1.00. Then write the total value of the money shown.

1.



---





pg 503  
+ 504

Ch. 1



Kendra gave 2 dimes, 2 nickels, 1 quarter, and two \$1 bills to her sister. How much money did Kendra give her sister?

Unlock the Problem Real World

What do I need to find?

how much money  
Kendra gave her  
sister


What information do I need to use?

Kendra gave her sister  
2 dimes, 2 nickels,  
1 quarter, two \$1 bills

~~\$2.10~~

2.

Show how to solve the problem.  
Draw to show the money that Kendra used.






Kendra gave her sister \$2.55



Use play coins and bills to solve.  
Draw to show what you did.

Jacob has two \$1 bills, 2 dimes, and 3 pennies in his pocket. How much money does Jacob have in his pocket?



\$2.23

- What do I need to find?
- What information do I need to use?



# Sharing the Class Pet

Marta's class has a pet rabbit. On Friday, everyone wants to take the rabbit home. Mrs. Jones writes the children's names on papers and mixes them up. She will pick a name to see who takes the rabbit home today.



papers

mixes

## Problem


According to the text, the problem is that everyone wants to take the pet home.



## Solution

Based on what I read, the solution is Mrs. Jones pulls a student's name to find out who takes the pet.

# Root Words

 **Introduction** Some words can be broken into parts. The main part of the word is called a **root word**. The root word will help you figure out the meaning of the whole word.

For example, to **help** means to make it easier for someone to do something.

help	Ann will <b>help</b> us learn about weather.
helper	She is a great <b>helper</b> .
helpful	She is a very <b>helpful</b> person.
helping	She is <b>helping</b> us learn about clouds.

## Guided Practice

**HINT** If a word has an ending such as *-er* or *-y*, cover the ending with your finger, and read the smaller word. Think about what that word means.

**Circle the root word in each underlined word. Then draw a line from the sentence to the meaning of the word.**

- Weather watchers study clouds. people who look at something
- Clouds give useful hints about weather. getting dark
- Puffy clouds mean the day will be nice. helpful
- Darkening clouds mean it might rain. soft and light

**1** Read the sentence below.

Be careful when you see big,  
dark clouds.

What does the word “careful” mean in  
the sentence?

- A** quiet
- B** safe
- C** noisy
- D** silly

**3** Read the sentence below.

Bad weather can move quickly.

What does the word “quickly” mean  
in the sentence?

- A** fast
- B** soon
- C** slowly
- D** loudly





Read 2 books  
on RazKids OR Scholastic  
-Complete  
an Acellus lesson for each  
subject (Math, Science &  
Reading) OR an IReady  
Math AND Reading lesson



**FRIDAY- 5/8/20**

**-Math Homework: Lesson 7.7- Page 507 & 508 in GoMath Workbook**

**-Reading Homework:** Your Turn Book Page 219

**-Phonics Homework:** Set a timer- Write your words of the week independently & send Ms. Winkler a picture!

**-Social Studies Homework:**

**Continents and Oceans**

Watch the BrainPOP video on [www.brainpopjr.com](http://www.brainpopjr.com)

Login:

**Username:** barackobama **Password:** brainpop

Click on **Social Studies**

Click on **Geography**

Click on **Continents & Oceans**

**Watch the Video**

**- Click on "Write About It"**

**-Write about which continent you would like to visit and why. Email Ms. Winkler your answer.**

-

**Weekend Homework:**

Read a story on Raz Kids- Email Ms. Winkler the following information:

**\*\*Title of the Story\*\***

**\*\* Main idea of the story\*\***

**\*\* 2 Key Details\*\***

